




• Free System

ROUND TABLES

FSHT7722, FSHT7733, FSHT7740,
FSHT7752, FSHT7785, FSHT7788.

Assembly Instructions



Parts List


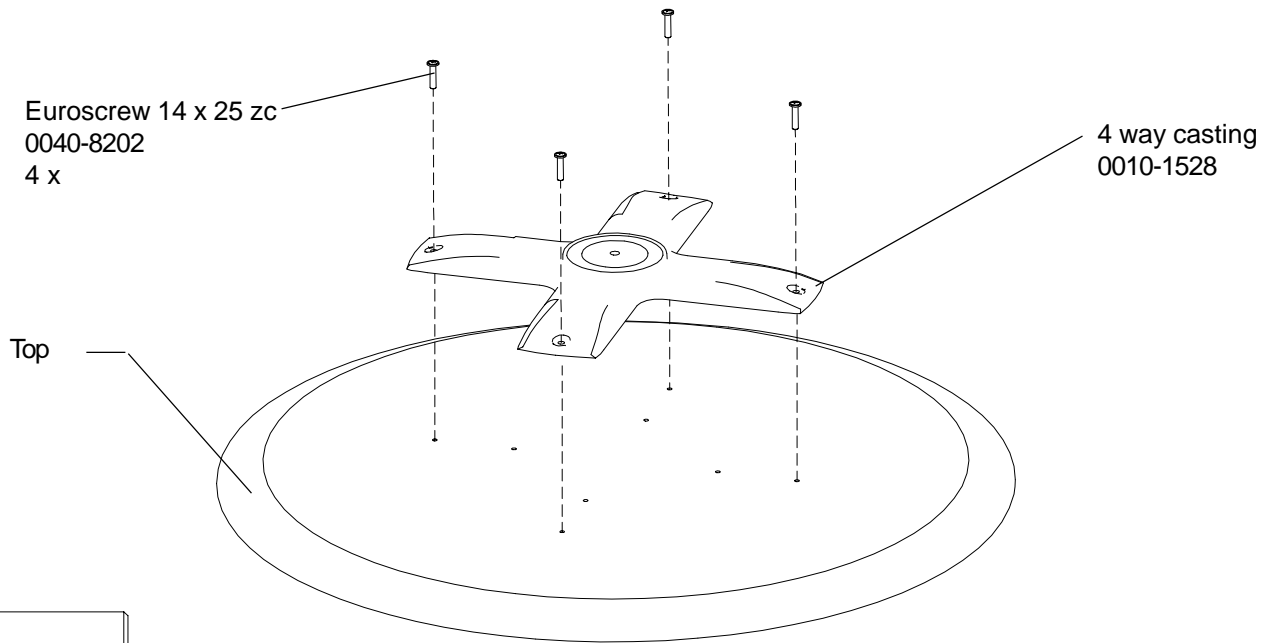
<u>Qty.</u>	<u>Part No.</u>	<u>Description</u>
1	SA7023	39-3/8" dia. top
	SA7024	
1	SA7021	33-1/2" dia. top
	SA7022	
1	0010-1528	4 way top casting
1	030-0786	M12 tie rod (Models FSHT7722 & FSHT7752)
1	030-0887	M12 tie rod (Models FSHT7733 & FSHT7740)
1	030-0886	M12 tie rod (Models FSHT7785 & FSHT7788)
1	022-2085	Leg tube (Models FSHT7722 & FSHT7752)
1	022-2154	Leg tube (Models FSHT7733 & FSHT7740)
1	022-2153	Leg tube (Models FSHT7785 & FSHT7788)
1	022-2083	Base
1	030-0785	Spun base

Hardware List

<u>Qty.</u>	<u>Part No.</u>	<u>Description</u>
1	030-0738	Hex nut M12 Zinc
1	030-0740	Flatwasher M12 x 24 x 1.6
4	0040-8201	Eurocrew 14 x 25 zc

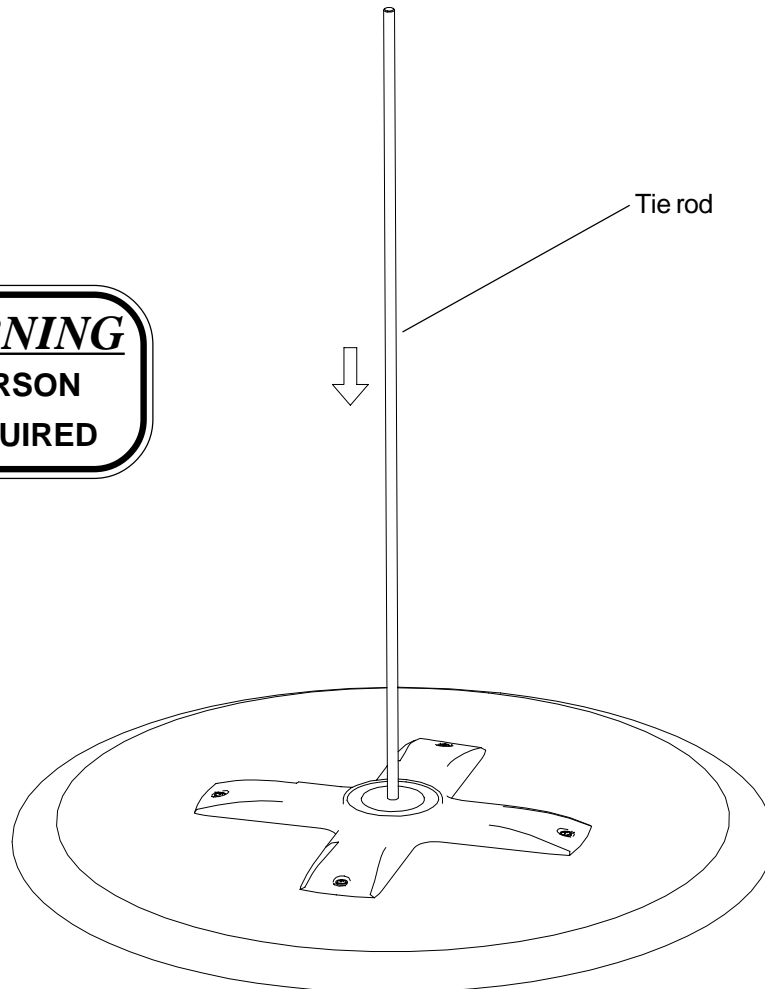
Tools Required:

Philips screwdriver
Adjustable wrench



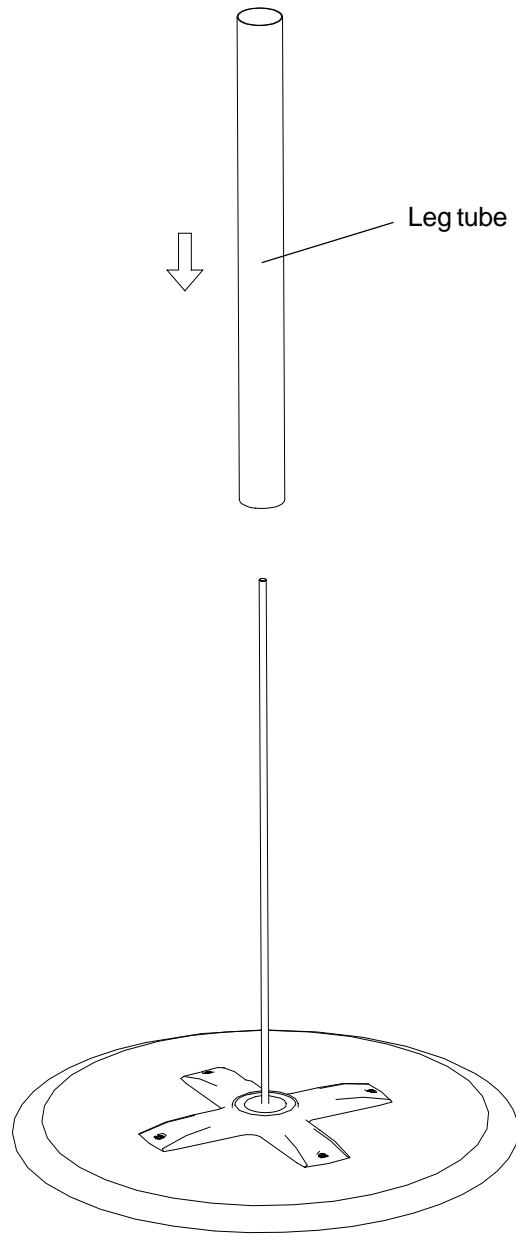
Step 1

Lay the top on carpeted surface (or shipping carton) with holes facing upward.
Attach four way casting to top with four screws provided.



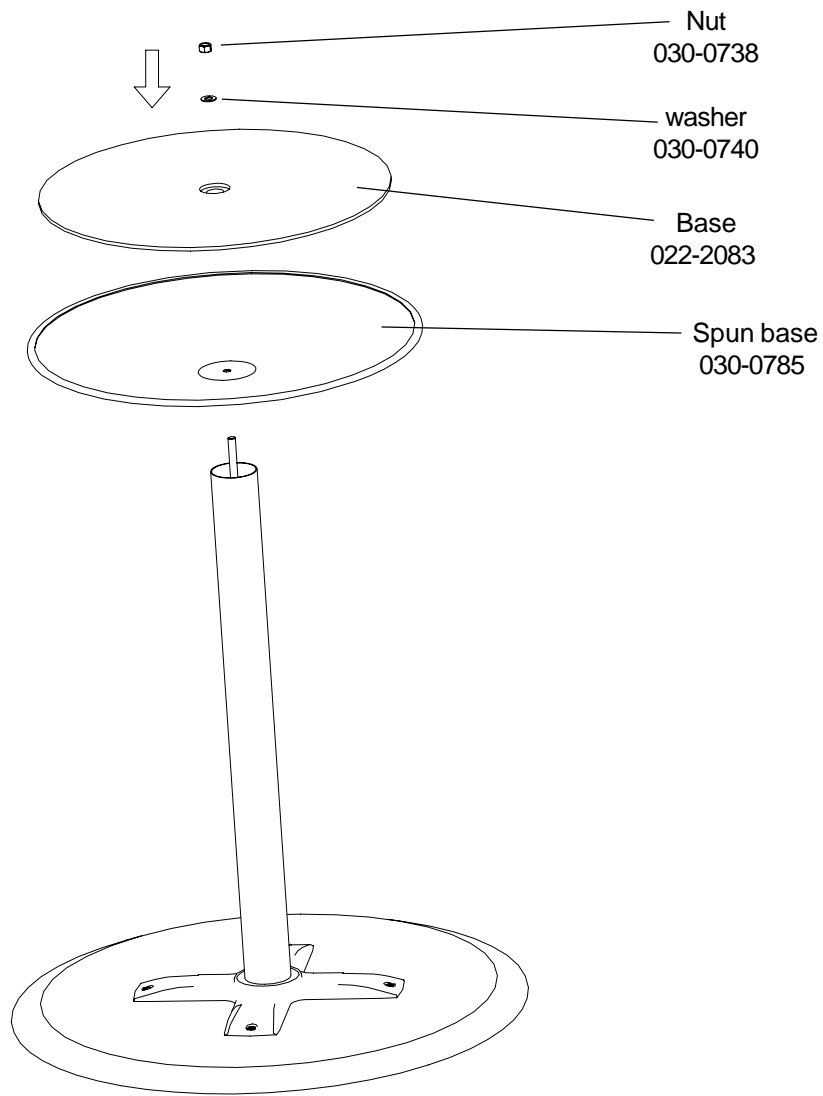
Step 2

Screw tie rod into casting until seated.



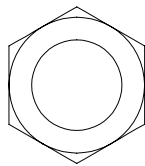
Step 3

Slide leg tube over tie rod and locate on casting.

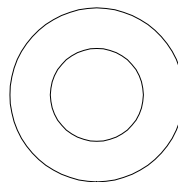


Step 4

Slide base assembly over tie rod and position against end of leg tube. Slide washer over end of tie rod. Thread nut onto rod end and tighten securely.



Nut
030-0738



030-0740
washer

Bretford
11000 Seymour Avenue
Franklin Park, IL 60131
TEL: 847.678.2545
800.521.9614
FAX: 847.678.0852
800.343.1779

Bretford Ltd.
Technology House
7 Lake End Court, Taplow
Bucks SL6 0JQ England
TEL: 01628 603558
FAX: 01628 604923

**Q. A.
CHECKLIST**

**FSHT7722, FSHT7733, FSHT7740,
FSHT7752, FSHT7785 & FSHT7788
ROUND TABLES**

<u>QTY</u>	<u>PART #</u>	<u>DESCRIPTION</u>
<input type="checkbox"/>	1 SA7021/SA7022/SA7023/SA7024	WORK SURFACE
<input type="checkbox"/>	1 0010-1528	4-WAY CASTING
<input type="checkbox"/>	1 030-0786/030-0886/030-0887	TIE RODS
<input type="checkbox"/>	1 022-2085/022-2153/022-2154	LEG TUBE
<input type="checkbox"/>	1 022-2083	BASE
<input type="checkbox"/>	1 030-0785	SPUN BASE
<input type="checkbox"/>	1 044-1577	HARDWARE PACK
<input type="checkbox"/>		WORK SURFACE IN GOOD CONDITION <i>Superficie en buenas condiciones</i>
<input type="checkbox"/>		WORK SURFACE LAMINATE/ VENEER FINISH CORRECT <i>Superficie lamina/Veneer con terminado correcto</i>
<input type="checkbox"/>		LEG COLOR CORRECT <i>Pata color correcto</i>
<input type="checkbox"/>		PAINT QUALITY IS GOOD <i>Pintura Buena Calidad</i>

Packed By: _____

Date: _____