

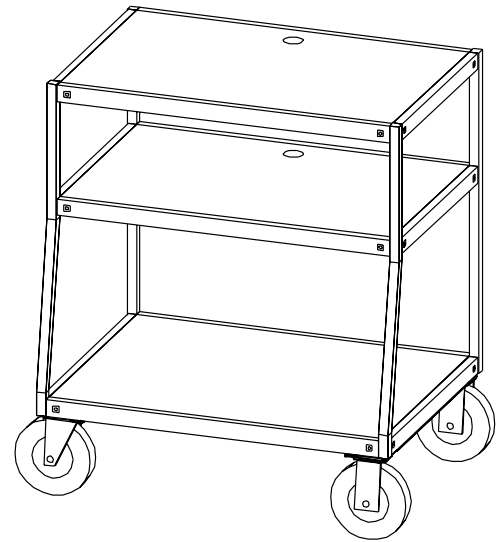


BRETFORD

VTRPN44 / VTRRB44

WIDE BODY TV CART

Assembly Instructions



PARTS LIST

Qty	Part#	Description	Ref
1	010-2081	Middle Shelf	AA
1	022-1555	Top Shelf	BB
1	022-1556	Bottom Shelf	CC
1	022-1557	Right Front Leg	DD
1	022-1558	Left Front Leg	
2	022-1559	Rear Legs	
2	015-0075	8" Pneumatic Brake Casters - VTRPN44	
2	015-0076	8" Pneumatic Fixed Casters - VTRPN44	
2	015-0123	8" Non-Pneumatic Fixed Casters - VTRRB44	
2	015-0124	8" Non-Pneumatic Swivel Casters - VTRRB44	

HARDWARE LIST

Qty	Part#	Description
24	030-0300	5/8" Square Head Bolts
24	030-0002	5/16-18 Serrated Nuts
12	030-0296	5/16" I.D. Washers
12	030-0307	5/16-18 x 5/8" Hex Head Screws
1	010-1106	Hex Wrench

TOOLS REQUIRED

- Hex Wrench (Provided)
- 1/2" Box Wrench

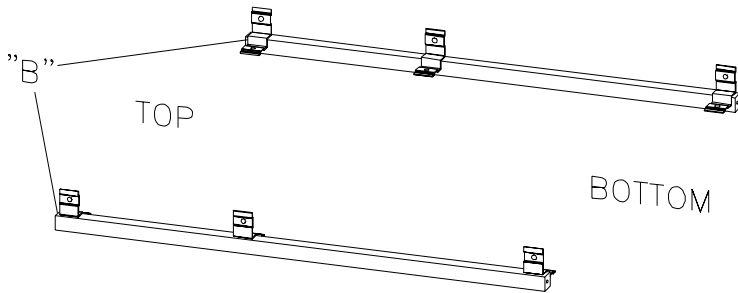


FIGURE 1

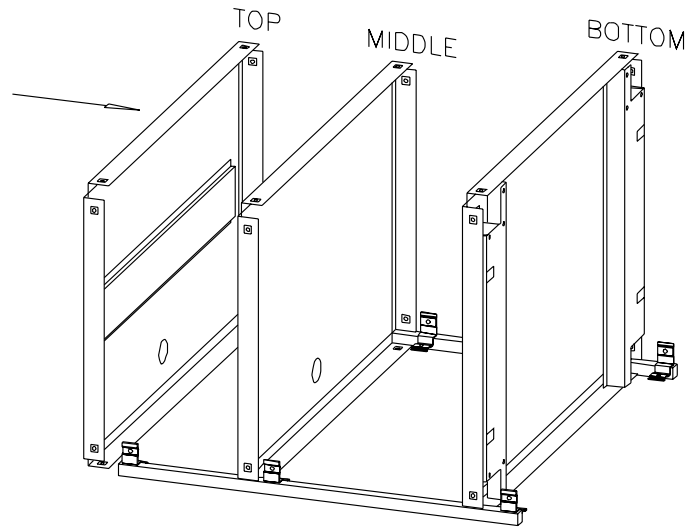


FIGURE 2

STEP 1

Lay the rear legs (the straight ones) on a carpeted surface with brackets facing in and up as shown in **Figure 1**. **NOTE:** Each rear leg has a letter "B" stamped above the bracket to represent the top of the leg. Slide each shelf onto the legs so that the bracket is inside the shelf as shown in **Figure 2**.

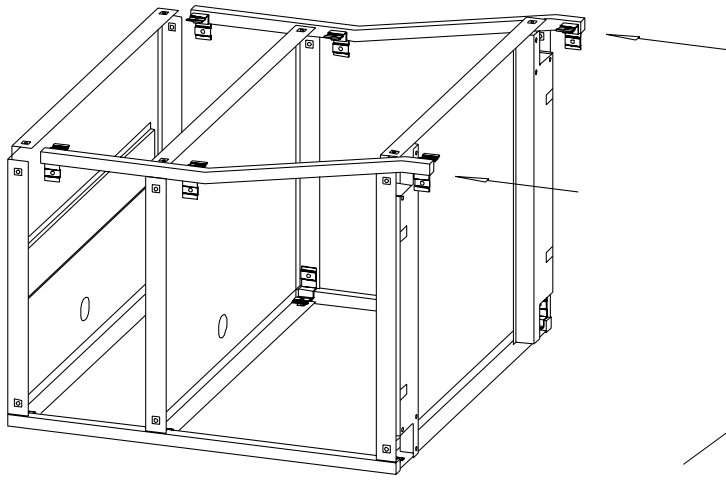


FIGURE 3

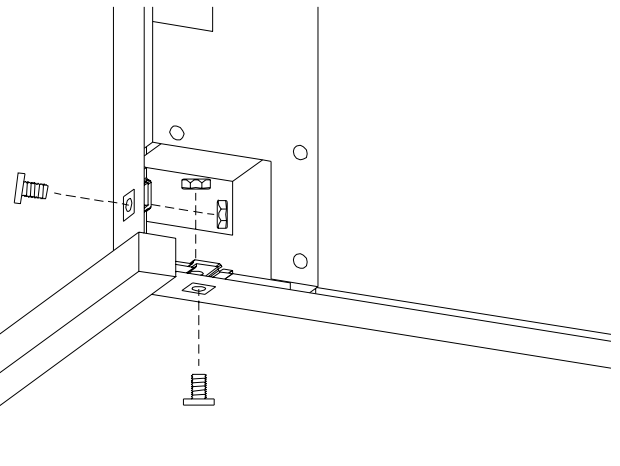
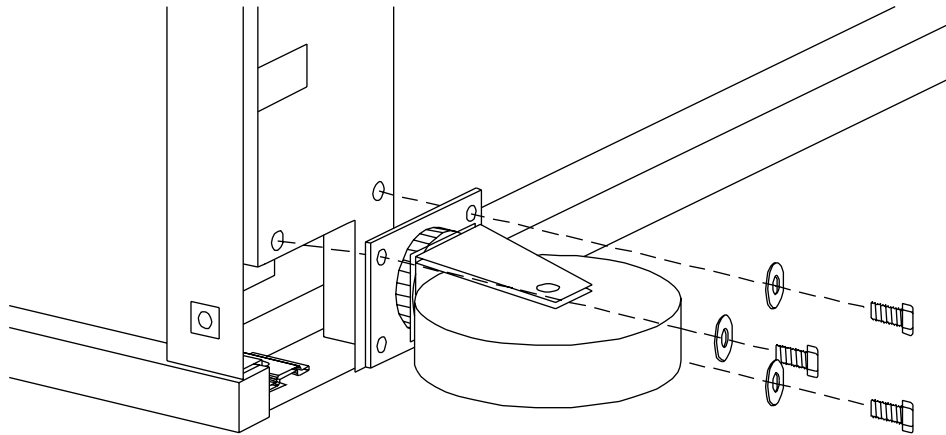
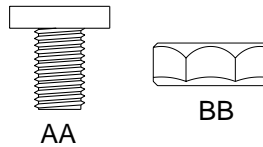


FIGURE 4

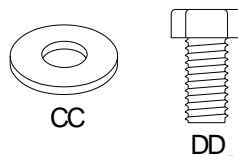
STEP 2

Slide the 2 front legs onto the shelves so that the brackets are inside the shelves as shown in **Figure 3**. Secure each corner of the shelves and legs together with bolts (AA) and nuts (BB) as shown in **Figure 4**.



STEP 3

Attach each caster to the bottom shelf stiffener with washers (CC) and bolts (DD) as shown. Make sure the casters with brakes are positioned at one end of the cart and the fixed at the other end. **NOTE:** Use a hand pump to inflate the casters. Maintain pressure at the PSI recommended on the casters. Do not over inflate the casters.



Bretford
 11000 Seymour Avenue
 Franklin Park, IL 60131
 TEL: 847.678.2545
 800.521.9614
 FAX: 847.678.0852
 800.343.1779

Bretford Ltd.
 Technology House
 7 Lake End Court, Taplow
 Bucks SL6 0JQ England
 TEL: 01628 603558
 FAX: 01628 604923