

CIRCULATION, LIBRARIAN & INFORMATION STATION DESKS



With the Legacy Library System, you can create a custom circulation desk that fulfills your specific space and utility needs.

- Hundreds of combinations are possible when you design your desk from Bretford's variety of standard components.
- Matching, individual components can be configured into circulation desks, reference desks, checkout stations and information stations.
- All units are 36" deep to accommodate today's computerized library.
- Follow the starter/add-on philosophy to increase your options.
- Available with optional cord management bins and book drops.
- Can be constructed to comply with ADA Requirements.
- All components can be modified to accommodate your special needs.
- See pages 142-143 for sample circulation desk drawings.

CIRCULATION DESKS

Upright Panels:

The upright panels are used as a structural transition between selected work surfaces. Only one panel is required between work surfaces. Each panel is constructed of 1" thick, 45 lb. density, industrial grade particle board covered on both sides with wood veneer. Edge treatments are constructed using 3/8" thick, solid hardwood, FAS select or better, with a 9/16" corner radius. All hardwood pieces are kiln dried to a moisture content of less than 7%. Panels are custom drilled to accept the selected work surface, no additional holes are permitted. Each panel has 1/8" diameter x 1 1/2" long swivel leg leveling glides that screw into pre-threaded metal inserts.

Front Panels:

In order to insure all of the front panels have consistent grains and cathedrals when ordering maple, front panels are constructed using architectural grade, sequence matched plain sliced and book matched wood veneer laid up on industrial grade, 1" thick, 45 lb. density particle board. Oak and cherry front panels are constructed using reconstituted veneer. A 3/4" high toe kick is finished in powder paint inset into the bottom of the front panel. All front panels are recessed 5" underneath work surfaces or transaction counters for patron toe space.

Work Surfaces:

These units are designed to create a full work space for either the patron or librarian. Grommet holes can be cut into the work surface and wire management bins can be added to accommodate computers (must be specified). Work surfaces are constructed from 1/4" thick, 45 lb. density industrial grade particle board covered with a neutral non-glare horizontal grade .050" thick high-pressure laminate on the top surface with .024" thick phenolic resin backer on the bottom surface. Edge treatments are 3/8" thick, solid hardwood, FAS select and better, that is kiln dried to a moisture content of less than 7%.

Cord Management:

Cord bin cover measures 5" deep and 29 1/2" long and is constructed from the same material as the work surface. An extra large cord management tray is constructed using 18-gauge steel and measures 5" high x 5" deep x 34 7/8" wide. Cord management bins are ordered separately. 36" wide units need one tray while 72" wide units need two trays.

Attachments:

Structural attachments are metal to metal connections with pre-threaded metal inserts and 14-gauge steel brackets. Where brackets can be seen, they are covered with hardwood solids.

Book Returns:

One for 36" wide units, or two for 72" wide units. 18" wide x 4" high slots are cut into the front panel.

Depressible Book Truck:

The Depressible Book Truck has a metal frame constructed from 1" square, 18-gauge steel tubing. The panels are constructed from 20-gauge steel. The bookdrop platform is a 1" thick, three-ply material with high pressure laminate. Book truck works perfectly under the book return.

Transaction Counters:

Transaction counter measures a full 10" deep. Underneath the patron transaction counter is a work surface that is 29" high, and a full 29" deep. Top-accessible, built in wire management system come standard with these units.

Trapezoid Units:

Trapezoid Units create a corner unit for circulation desk. The trapezoid unit is also available with a transaction counter.

Dimensions: 36"W at ends and 29"W at middle. 75 3/4"L at outside and 26"L at inside.

LIBRARIANS' DESKS

Upright Panels, Work Surfaces, Cord Management and Attachments are the same as Circulation Desks.

Front Panels:

Each panel is constructed of 1" thick, 45 lb. density industrial grade particle board covered on both sides with wood veneer. A 3/4" high toe kick is finished in powder paint inset into the bottom of the front panel. All front panels are recessed 5" underneath work surfaces.

Overall Desk Dimensions: 73"W x 36"D x 29"H

INFORMATION STATIONS

Work Surfaces, Cord Management, Front Panels and Attachments are the same as Circulation Desks.

Upright Panels:

Same as Librarian's Desk except each is angled 32" to 29" high for children and 39" to 29" high for adults.

Transaction Counter:

Transaction Counter measures 10" deep. Underneath the patron transaction counter, a full 29" deep work surface is positioned at 29" high.

ACCESSORIES

Drawers:

Pencil, two and three drawer files are faced with a 3/4" thick veneer front panel that has a 3mm hardwood edge. The file drawers use 100 lb. full extension Accuride® glides. Two and three drawer files are gang lockable. Drawers are suspended from the underside of the work surfaces.

Pencil Drawer Overall Dimensions:

17 7/8"W x 13 1/2"D x 3"H **Inside Dimensions:** 14 1/2"W x 12 1/16"D x 2 5/16"H

Shelves and Doors:

Shelves or doors can be added to a 36" wide unit. Constructed of 3/4" thick, 45 lb. density, industrial grade particle board covered on both sides with wood veneer.

Keyboard Drawers:

There are two styles of keyboard drawers to choose from. One is constructed of steel and comes either with or without a mouse pad holder. Finished in powder paint.

Dimensions: 23 3/4"W x 12 1/2"D x 1 1/2"H

The second keyboard drawer is constructed of steel and particle board. Features a pneumatic control for raising or lowering the drawer. Comes with or without a mouse pad holder. Finished in black.

Surge Protected Power Strip:

Six-outlet surge protected power strip has one circuit capability and is equipped with a 20' electrical cord. Unit has an on/off switch for single-switch control. UL Listed.

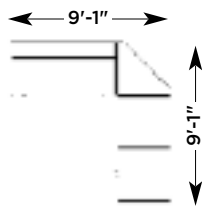
CPU Holder:

Unit attaches to the upright panel. Accommodates up to 10"W CPUs. Finished in durable powder paint.

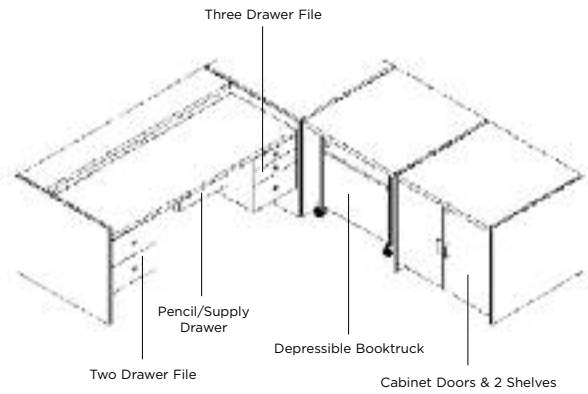
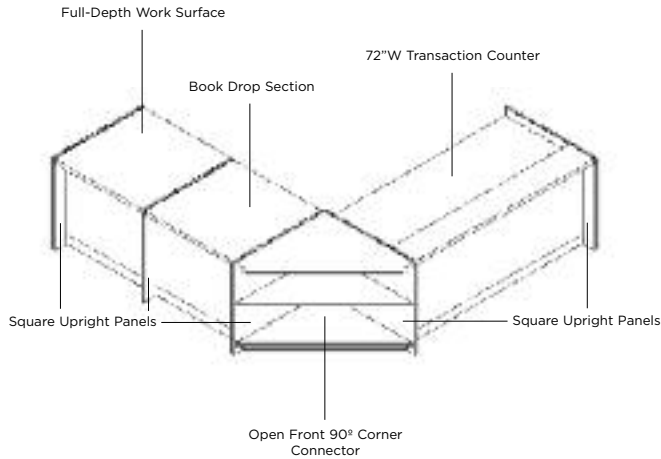
Dimensions: 17"W x 10"D x 10"H

CIRCULATION DESKS: SAMPLE DRAWINGS

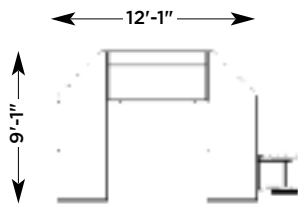
Sample One:



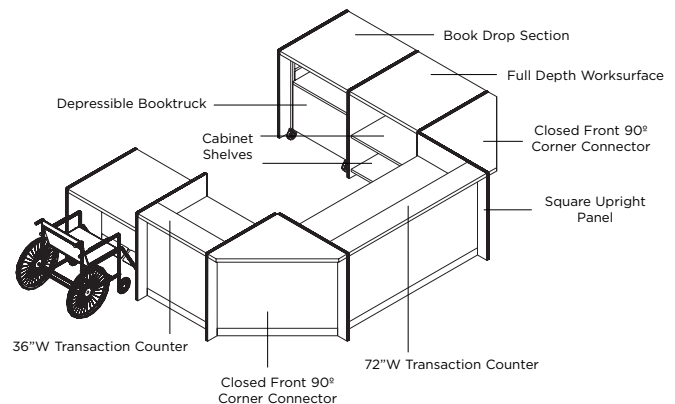
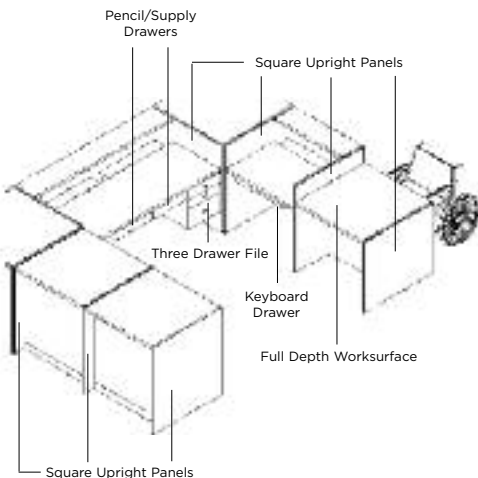
Quantity	Description
5	Square Upright Panel
1	Full Depth Work Surface
1	Book Drop Section
1	72"W Transaction Counter
1	Open Front 90° Corner Connector
1	Two Drawer File
1	Pencil/Supply Drawer
1	Three Drawer File
1	Cabinet Doors & 2 Shelves
1	Depressible Booktruck



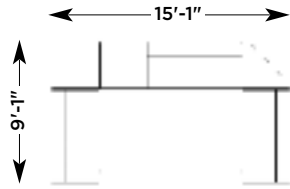
Sample Two:



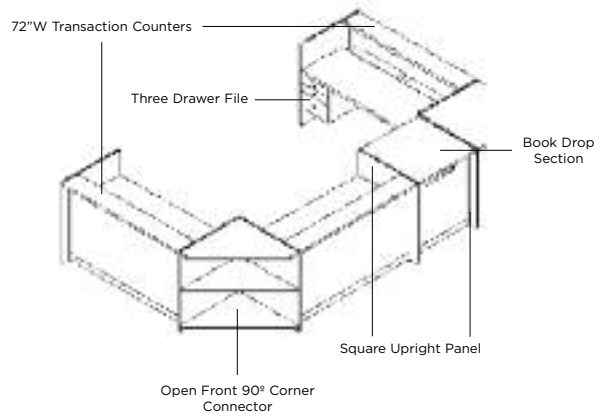
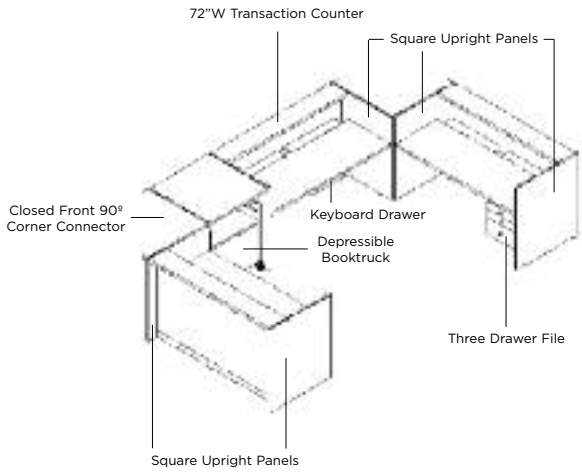
Quantity	Description
8	Square Upright Panel
2	Full Depth Work Surface
1	Book Drop Section
1	72"W Transaction Counter
1	36"W Transaction Counter
2	Closed Front 90° Corner Connector
2	Cabinet Shelf
2	Pencil/Supply Drawer
1	Three Drawer File
1	Depressible Booktruck
1	Keyboard Drawer



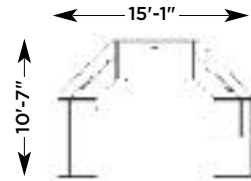
Sample Three:



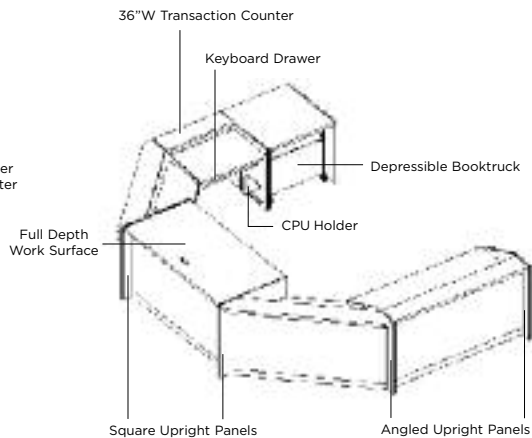
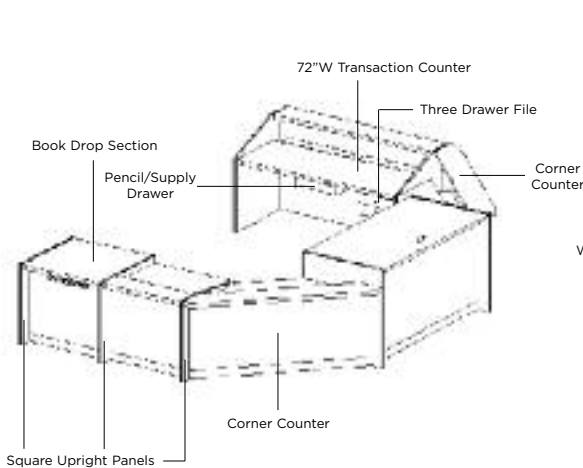
Quantity	Description
7	Square Upright Panel
1	Book Drop Section
3	72\"W Transaction Counter
1	Closed Front 90° Corner Connector
1	Open Front 90° Corner Connector
2	Three Drawer File
1	Depressible Booktruck
1	Keyboard Drawer



Sample Four:



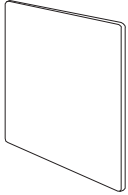
Quantity	Description
5	Square Upright Panel
2	Angled Upright Panel
1	Full Depth Work Surface
1	Book Drop Section
1	72\"W Transaction Counter
1	36\"W Transaction Counter
2	Corner Counter
1	Three Drawer File
1	Pencil/Supply Drawer
1	Depressible Booktruck
1	Keyboard Drawer
1	CPU Holder



CIRCULATION DESK COMPONENTS

PRODUCT	MODEL #	DESCRIPTION
---------	---------	-------------

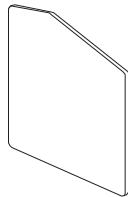
SQUARE UPRIGHT PANEL



LUP29-__	32"H - Square Upright Panel
LUP32-__	32"H - Square Upright Panel
LUP39-__	39"H - Square Upright Panel

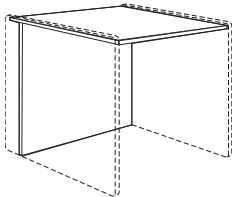
Bretford's Circulation Desk Components allow you to design the ideal circulation or reference desk for your library. Select from a variety of different work surfaces, upright panels and corner pieces. Customize your desk even further by adding accessories found on [page 143](#).

ANGLED UPRIGHT PANEL



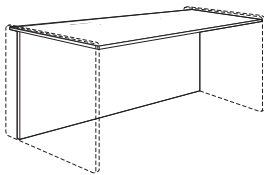
LUP32AG-__	32"H (back) & 29"H (front) - Angled Upright Panel
LUPAG-__	39"H (back) & 29"H (front) - Angled Upright Panel

36"W FULL DEPTH WORK SURFACE



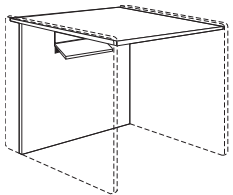
LF3629-__	36"W x 29"H - Full Depth Work Surface
LF3632-__	36"W x 32"H - Full Depth Work Surface
LF36ADA-__	36"W x 32"H - Full Depth Work Surface ADA
LF3639-__	36"W x 39"H - Full Depth Work Surface
LCMB-__	Cord Management Bin

72"W FULL DEPTH WORK SURFACE



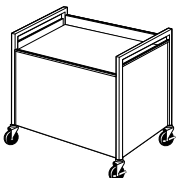
LF7229-__	72"W x 29"H - Full Depth Work Surface
LF7232-__	72"W x 32"H - Full Depth Work Surface
LF7239-__	72"W x 39"H - Full Depth Work Surface
LCMB-__	Cord Management Bin

BOOK DROP SECTION



LBD3632-__	36"W x 32"H - Book Drop Section
LBD3639-__	36"W x 39"H - Book Drop Section
LBD7239-__	72"W x 39"H - Book Drop Section

DEPRESSIBLE BOOK TRUCK

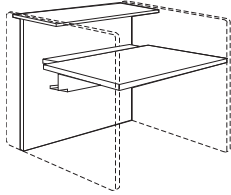


LCBTD-__	Depressible Booktruck - 30"W x 25"D x 30 1/4"H - 28"W x 23"D book bin depresses up to 15 1/4"D. Front side panel to floor 26"H, rear side panel to floor 28"h
----------	---

CIRCULATION DESK COMPONENTS

PRODUCT	MODEL #	DESCRIPTION
---------	---------	-------------

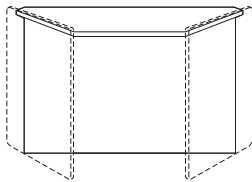
TRANSACTION COUNTER



LTC3632-__	36"W x 32"H - Transaction Counter
LTC3639-__	36"W x 39"H - Transaction Counter
LTC7232-__	72"W x 32"H - Transaction Counter
LTC7239-__	72"W x 39"H - Transaction Counter

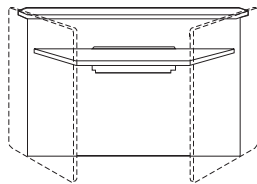
Bretford's Circulation Desk Components allow you to design the ideal circulation desk for your library. Select from a variety of different work surfaces, upright panels and corner pieces. Customize your desk even further by adding accessories found on [page 143](#).

CORNER CONNECTOR



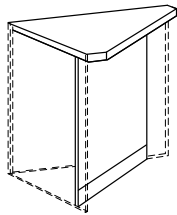
LFTR29-__	72" Trapezoid x 29"H - Corner Connector
LFTR32-__	72" Trapezoid x 32"H - Corner Connector
LFTR39-__	72" Trapezoid x 39"H - Corner Connector

CORNER COUNTER



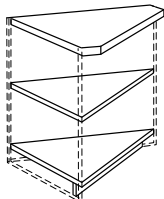
LTCTR32-__	72" Trapezoid x 32"H - Corner Counter
LTCTR39-__	72" Trapezoid x 39"H - Corner Counter

CLOSED FRONT CORNER CONNECTOR



LC90C29-__	29"H - Closed Front 90° Corner Connector
LC90C32-__	32"H - Closed Front 90° Corner Connector
LC90C39-__	39"H - Closed Front 90° Corner Connector

OPEN FRONT CORNER CONNECTOR



LC90C290-__	29"H - Open Front 90° Corner Connector
LC90C320-__	32"H - Open Front 90° Corner Connector
LC90C390-__	39"H - Open Front 90° Corner Connector

HOW TO ORDER CIRCULATION DESK COMPONENTS:

Example: 36"W x 32"H Transaction Counter; Raven Paint; Folkstone Grey Laminate; Medium Cherry Veneer

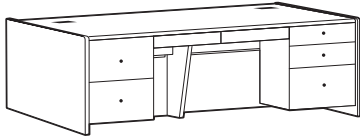
LTC3632 RN 8Q C7

Model Number Paint Color Laminate Veneer

LIBRARIAN'S DESK AND INFORMATION STATION COMPONENTS

PRODUCT	MODEL #	DESCRIPTION
---------	---------	-------------

LIBRARIAN'S DESK



LCLD-__	Librarian's Desk - 72"W x 36"D x 29"H - Desk Only
LCLDC-__	Complete Librarian's Desk - 72"W x 36"D x 29"H

Bretford's Librarian's Desks are a great, single unit. In addition, the Information Station incorporates a transaction counter. Each desk comes as a basic unit or as a complete unit. Any combination of accessories can be added to the basic unit if the complete unit does not provide the storage your application requires.

INFORMATION STATION



LCIS32-__	Information Station - 32"H x 73"W - Station Only
LCIS32C-__	Complete Information Station - 32"H x 73"W
LCIS39-__	Information Station - 39"H x 73"W - Station Only
LCIS39C-__	Complete Information Station - 39"H x 73"W

Note: The Complete Librarian's Desk includes one (1) Suspended 2-Drawer File, one (1) Suspended 3-Drawer File, and two (2) Pencil Drawers.

INFORMATION STATION COMPONENTS:

Example: Complete Librarian's Desk; Raven Paint; Folkstone Grey Laminate; Medium Cherry Veneer; Quartz Trim

LCIS32 RN 8Q C7 Q

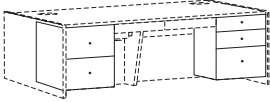
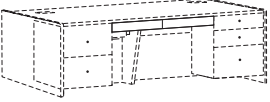
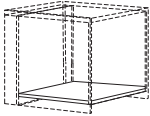
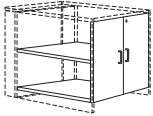
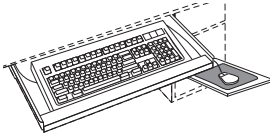
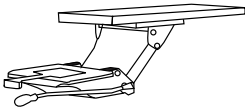


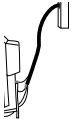
Model Number Paint Color Laminate Veneer Trim

Example: Information Station; Raven Paint; Folkstone Grey Laminate; Medium Cherry Veneer

LCIS32 RN 168 C7

Model Number Paint Color Laminate Veneer

CIRCULATION, LIBRARIANS & INFORMATION STATION DESK ACCESSORIES

PRODUCT	MODEL #	DESCRIPTION
FILE DRAWERS		
	LCF2D-__	Two Drawer File - 24 ³ / ₄ "H x 18 ⁵ / ₁₆ "D x 17 ⁵ / ₁₆ "W
	LCF3D-__	Three Drawer File - 24 ³ / ₄ "H x 18 ⁵ / ₁₆ "D x 17 ⁵ / ₁₆ "W
PENCIL/SUPPLY DRAWER		
	LCPSD-__	Pencil/Supply Drawer - 17 ⁷ / ₈ "W x 13 ¹ / ₂ "D x 3"H
CABINET SHELF		
	LCRSH-__	1 Cabinet Shelf - 35"W x 29"D
CABINET DOORS		
	LCRDR29-__	Cabinet Doors and 2 Shelves - 29"H
	LCRDR32-__	Cabinet Doors and 2 Shelves - 32"H
	LCRDR39-__	Cabinet Doors and 2 Shelves - 39"H
METAL KEYBOARD DRAWERS		
	UCSKD-__	Metal Keyboard Drawer
	UCSKDMP-__	Metal Keyboard Drawer with Mouse Pad Holder
KEYBOARD DRAWERS		
	PKB30TB	Keyboard Arm with Tray, Black
	PKB30MS	Keyboard Arm with Tray and Mouse Pad, Black
POWER STRIP		
	SPPSSI	6-Outlet UL-Listed Surge-Protected Power Strip
CPU HOLDER		
	BRE17033-__	Slim CPU Holder. Towers 3 ³ / ₄ " - 8 ¹ / ₄ " W
	BRE17068-__	Standard CPU Holder (shown). Towers 5 ¹ / ₂ " - 10" W
WIRE JACKET KIT		
	TVWJK-BK	Wire Jacket Kit

Bretford offers a variety of accessories to be added to circulation desks, librarians' desks, or information desks. Select from file drawers to cabinet doors to keyboard drawers. Find everything you need to customize your desk.